

MATERIALS LIST



MATERIALS

Part	Qty	T	W	L	Material	Part	Qty	T	W	L	Material		
Pedestal Cases						V	Lower Drawer Divider	1	1/2"	9 15/16"	9"	Maple	
A	Top/Bottom Panels	4	3/4"	10 1/2"	22 1/2"	Maple Plywood	W	Drawer Bottoms	3	1/4"	9"	21 1/2"	Maple Plywood
B	Side Panels	3	3/4"	22 1/2"	25 1/4"	Maple Plywood	X	Top Drawer False Front	1	3/4"	4 3/4"	10 1/4"	Maple
C	Narrow Side Panel	1	3/4"	16 1/2"	25 1/4"	Maple Plywood	Y	Middle False Front	1	3/4"	6 3/4"	10 1/4"	Maple
D	Back Panels	2	3/4"	10 1/2"	25 1/4"	Maple Plywood	Z	Lower False Front	1	3/4"	11 1/4"	10 1/4"	Maple
E	Side Panel Edging	9	3/4"	3/4"	25 1/4"	Maple	Desk Top						
F	Top/Bottom Edging	8	3/4"	3/4"	10 1/2"	Maple	AA	Top	1	3/4"	24 1/4"	60"	Maple Plywood
G	Adjustable Shelf	1	3/4"	10 1/16"	11 1/4"	Maple Plywood	BB	Frame Ends	2	1"	3"	30 3/4"	Maple
H	Shelf Edging	1	3/4"	3/4"	10 1/16"	Maple	CC	Frame Front/Back	2	1"	3"	66"	Maple
I	Access Panel Slats	3	3/4"	3/4"	22"	Maple	DD	Riser	1	3/4"	2"	30"	Maple
J	Access Panel Cleats	2	3/4"	3/4"	5 1/4"	Maple	EE	Shelf	1	3/4"	5"	36"	Maple
K	Access Panel Stop	1	3/4"	3/4"	7"	Maple	FF	Back Rail	1	3/4"	3 3/8"	30"	Maple
Pedestal Bases						Keyboard Tray							
L	Base Sides	4	3/4"	4"	24 13/16"	Maple	GG	Tray	1	3/4"	17 1/4"	27"	Maple Plywood
M	Base Fronts/Backs	4	3/4"	4"	12"	Maple	HH	Tray Edging	1	3/4"	3/4"	27"	Maple
N	Base Cleats	8	3/4"	2 1/4"	11 1/2"	Maple	II	Tray Sides	2	3/4"	2 3/4"	18"	Maple
Drawers						JJ	Tray Front	1	3/4"	2 1/2"	29 3/4"	Maple	
O	Upper Drawer Sides	2	1/2"	3 3/4"	22"	Maple	Doors						
P	Middle Drawer Sides	2	1/2"	5 3/4"	22"	Maple	KK	Top Rails	2	3/4"	2 1/2"	8"	Maple
Q	Lower Drawer Sides	2	1/2"	10 1/4"	22"	Maple	LL	Bottom Rails	2	3/4"	3 1/2"	8"	Maple
R	Upper Front/Back	2	1/2"	3 3/4"	9"	Maple	MM	Stiles	4	3/4"	2"	24 3/4"	Maple
S	Middle Front/Back	2	1/2"	5 3/4"	9"	Maple	NN	Loose Tenons, Top	4	3/8"	1 3/8"	1 15/16"	Maple
T	Lower Drawer Front	1	1/2"	10 1/16"	9"	Maple	OO	Loose Tenons, Bottom	4	3/8"	2 3/8"	1 15/16"	Maple
U	Lower Drawer Back	1	1/2"	10 1/4"	9"	Maple							

HARDWARE & SUPPLIES

- (1) Brushed Nickel Pull (#34659)*
- (2) Brushed Nickel Knobs (#33678)*
- (3) Pairs of 22" Full-Extension Drawer Slides (#32516)*
- (1) Pair of 18" Full-Extension Keyboard Slides (#36304)*
- (1) Wire Management Tray (#13665)*
- (2) Textured Glass (#38821)*
- (2) Pairs of Partial Wrap-Around Hinges (#49393)*
- (8) 1 1/16" dia. Adjustable Levelers (#18631)*

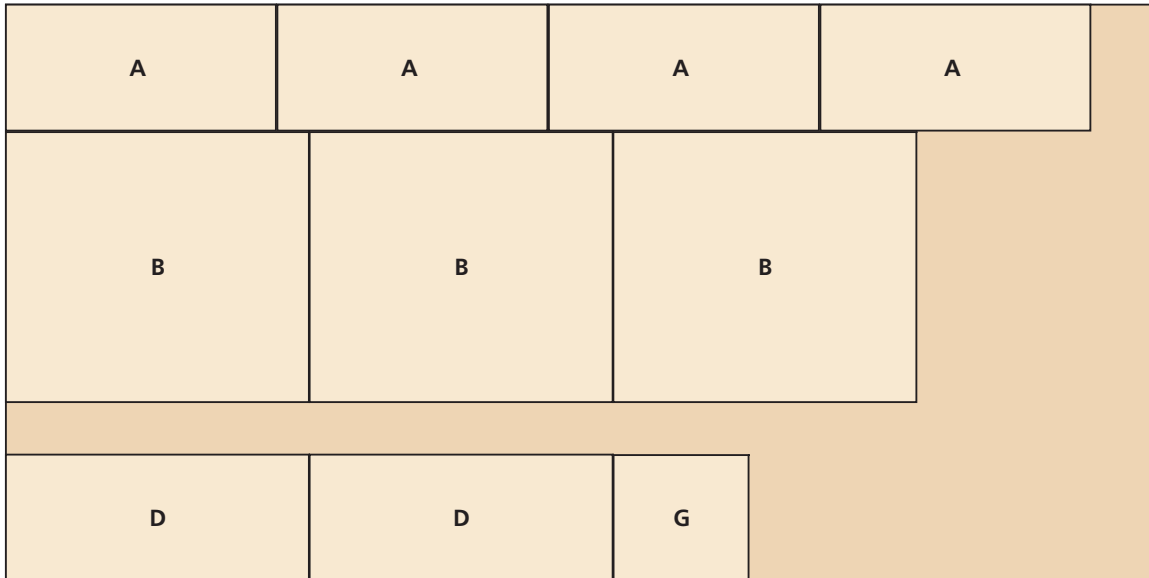
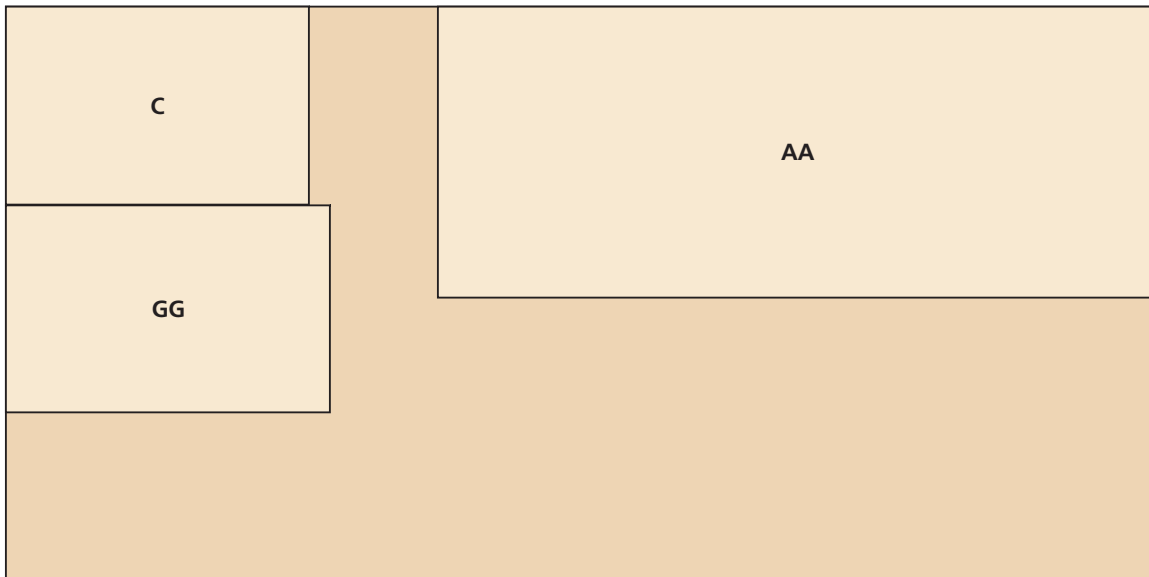
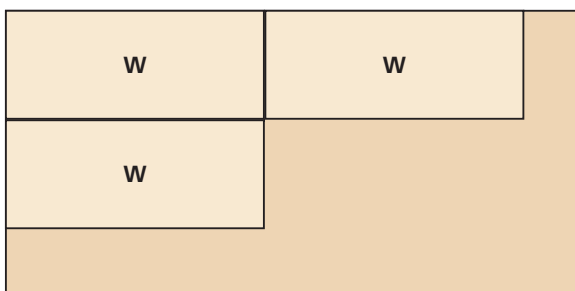
- (3) Lengths of 1/8" x 3/4" Aluminum Bar Stock
- (1) Pair 1 1/2" x 2 7/8" Brass Butler Hinges (#60624)*
- (1) Pair 9/16" x 3" Double Keyhole Fittings (#28829)*
- (4) #8 x 1 1/4" Panhead Sheet Metal Screws
- (60) #8 x 1 1/4" Flathead Woodscrews
- (8) #8 x 1" Flathead Woodscrews
- (8) #12 x 1 1/4" Flathead Woodscrews
- (1) CD Holder (#30536)*

- 1/8" hardboard splines x 1 5/16" wide (16 lin. ft.)
- Clear Silicone Caulk
- #20 Biscuits
- (8) 1/4" T-nuts

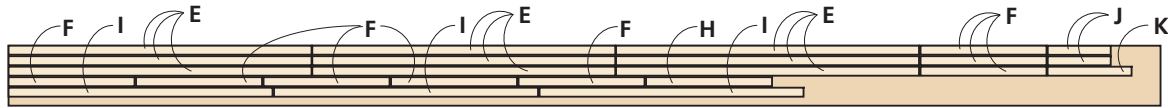
* Available from www.Rockler.com



Desk Cutting Diagram
WorkbenchMagazine.com

CUTTING DIAGRAM **$\frac{3}{4}$ " x 48" x 96" MAPLE PLYWOOD** **$\frac{3}{4}$ " x 48" x 96" MAPLE PLYWOOD** **$\frac{1}{4}$ " x 24" x 48" MAPLE PLYWOOD**

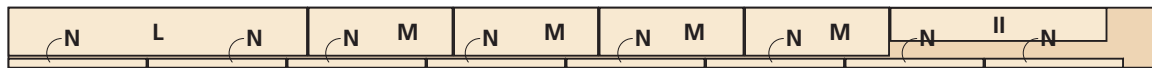
CUTTING DIAGRAM




3/4" x 5" x 96" MAPLE



3/4" x 5" x 96" MAPLE




3/4" x 5" x 96" MAPLE

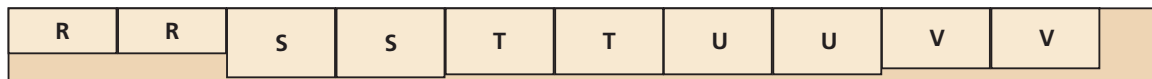


3/4" x 7" x 96" MAPLE

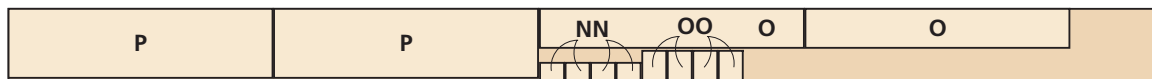
NOTE: Glue up both Z pieces to make lower drawer false front (Z).



3/4" x 7" x 96" MAPLE



1/2" x 6" x 96" MAPLE




1/2" x 6" x 96" MAPLE



1/2" x 6" x 96" MAPLE

NOTE: Glue up two Q pieces to make each lower drawer side (Q).



1" x 5" x 108" MAPLE